

Name

Date

姓名: _____

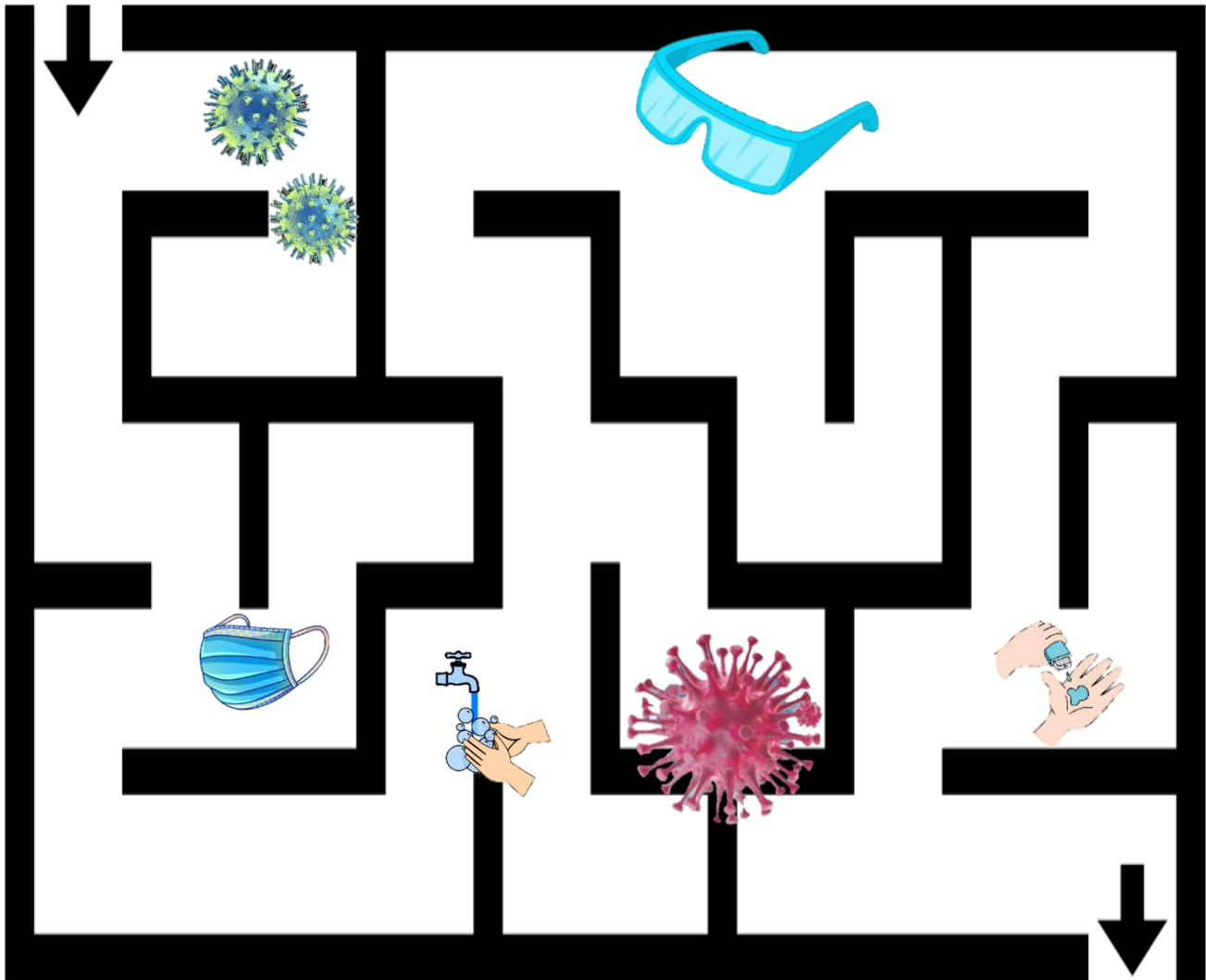
日期: _____

抗疫小迷宮

Small maze

幼兒需在迷宮內找齊與抗疫的有關裝備或行動，成功後，就能成為抗疫小戰士，完成後幼兒可再畫出自己穿上裝備的樣子。

Navigate the maze to find the equipment needed to fight the virus. Afterwards, students can draw a picture of themselves wearing the equipment.




Name

姓名: _____

Date

日期: _____

我的裝備區 My Equipment Zone




有趣的

部 首

日期：_____
 Date: _____

部首：辵

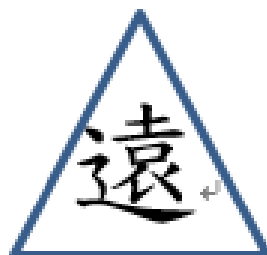
「辵」字的演變



請把「辵」字作部首的生字畫上三角形表示。

例子

Example:



遊

狗

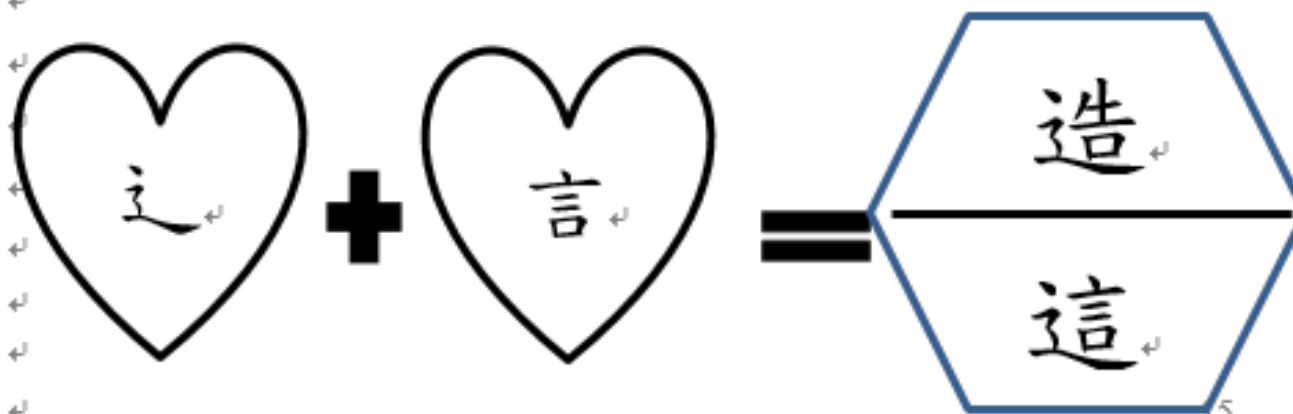
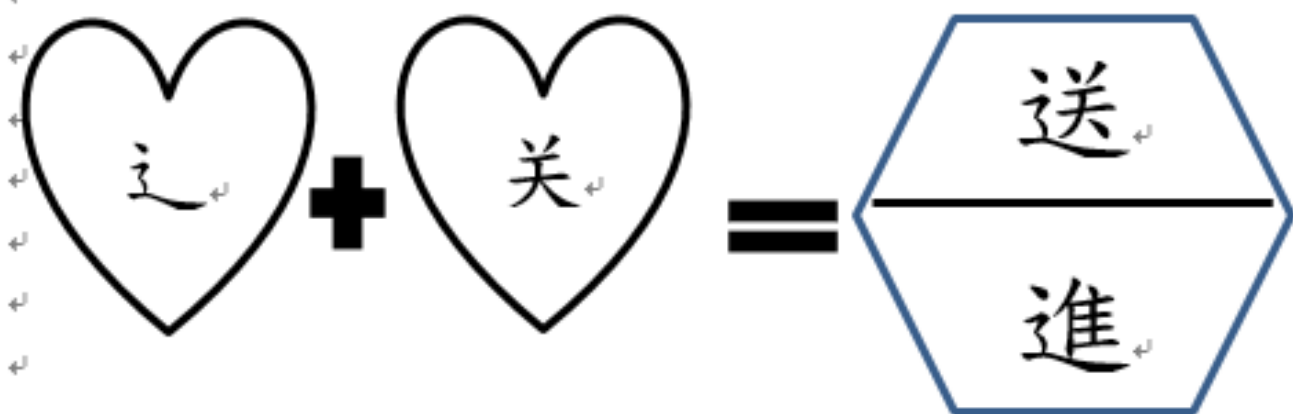

玩

過

二. 以下二個部件加起來會變成什麼字？把答案圈出來。

例子



Example.





請按每組的排列次序，把正確的答案填上顏色。

Follow the sequence and paste the correct stickers in the box.

1.



2.



Date

日期: _____

21-25

21	22	23	24	25

Where are we?

Date: _____

1. Vocabulary.



train



tram

2. Read the sentences with your parents.

We are on a train.

We are on a tram.

3. Circle the correct word then draw
a train and a tram.

We are on the train/tram.



We are on the train/tram.



天主教露德聖母幼稚園
Our Lady of Lourdes Catholic Kindergarten
2019-2020 年度下學期小任務活動(六)
Simple Learning Task Activity(6) - Second Term

姓名: _____
Name

日期: _____
Date

小朋友，你們在這抗疫期間每天都與家人做了不同的防疫措施。而學校的教職員每天回校也會做不同的防疫措施才開始工作。以下是校園所推行的防疫片段，請與家人觀看以下影片。

https://youtu.be/82Y3CxA_w_I

During this period, what did you do to prevent the virus? What did school staff do? Please watch the video linked below.

https://youtu.be/82Y3CxA_w_I

